



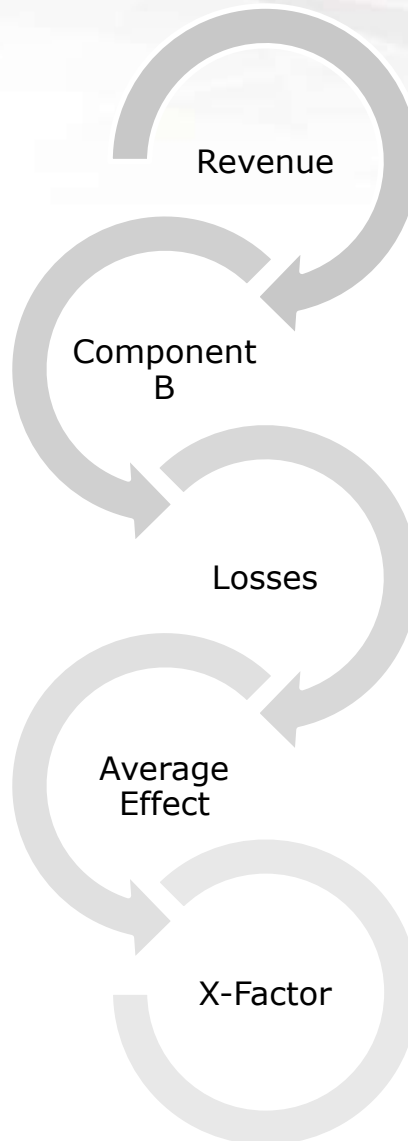
EDP Energias do Brasil

ANNUAL TARIFF READJUSTMENT – RTA

EDP São Paulo 2017

RTA São Paulo 2017 - Results

Involved areas:



R\$ 807 Million of Component B;

R\$ 4.0 Billion Revenue
Component A of R\$ 3.2 Billion
Component B of R\$ 807 Million

Non-Technical Losses in Low Tension: 9.19%
Technical Losses: 4.59%

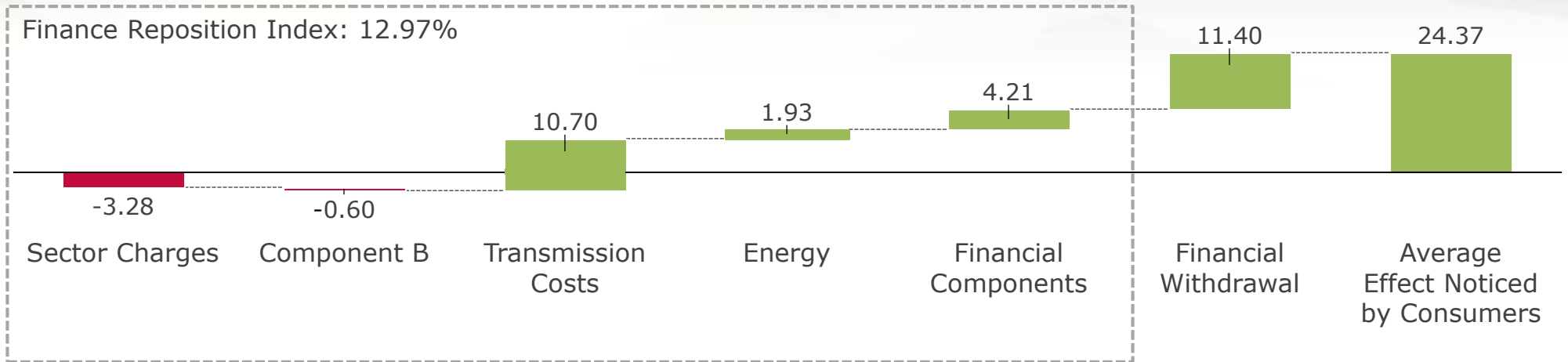
Average Effect to be notice by consumers: +24.37%
(being **22.67%** to low voltage and **27.31%** to high and medium voltage)

Pd X-Factor: **1.14%**
Q X-Factor: **+0.33%**
T X-Factor: **-0.24%***

Pd X-Factor: Productivity index of Component B
Q X-Factor: Incentives to quality
T X-Factor: Trajectory to adequacy of operational costs

Average Effect

RTP EDP SP 2017 – (Component B of R\$ 807 Million)



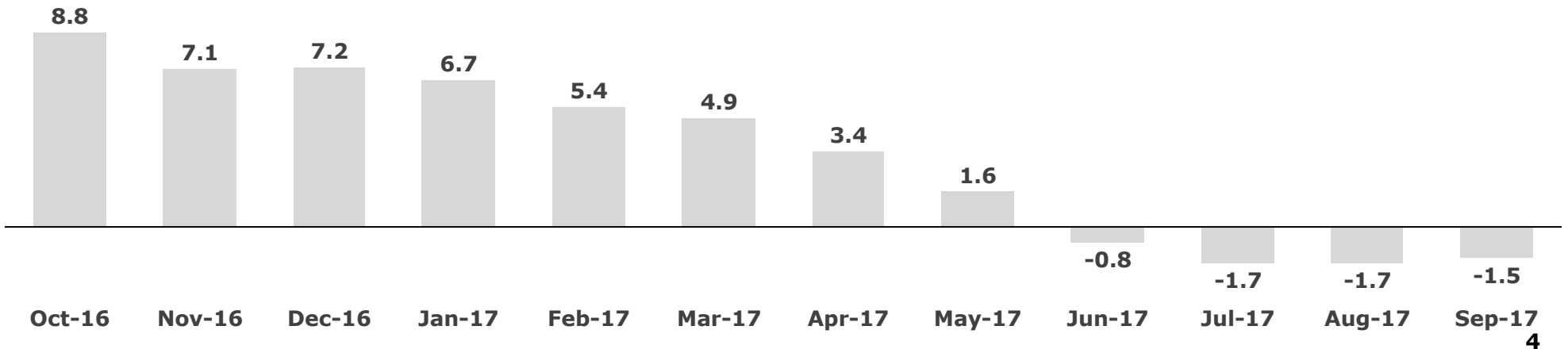
- Charges: Reduction of R\$ 122 Million in charges, CDE corresponding to the main reduction (R\$ 87 Million)
- Component B: Reduction of R\$ 22 Million in comparison to the Component B of the last 12 months, due to IGPM decrease and the X-Factor shared productivity
- Transmission: Increase of R\$ 397.4 Million due to transmission costs
- Inclusion of financial components into the new tariff (+R\$ 158.9 Million), with hydrological risk
- Energy Costs: R\$ 71.8 Million, due to an increase in TMC (Average Coverage Tariff).

Component B

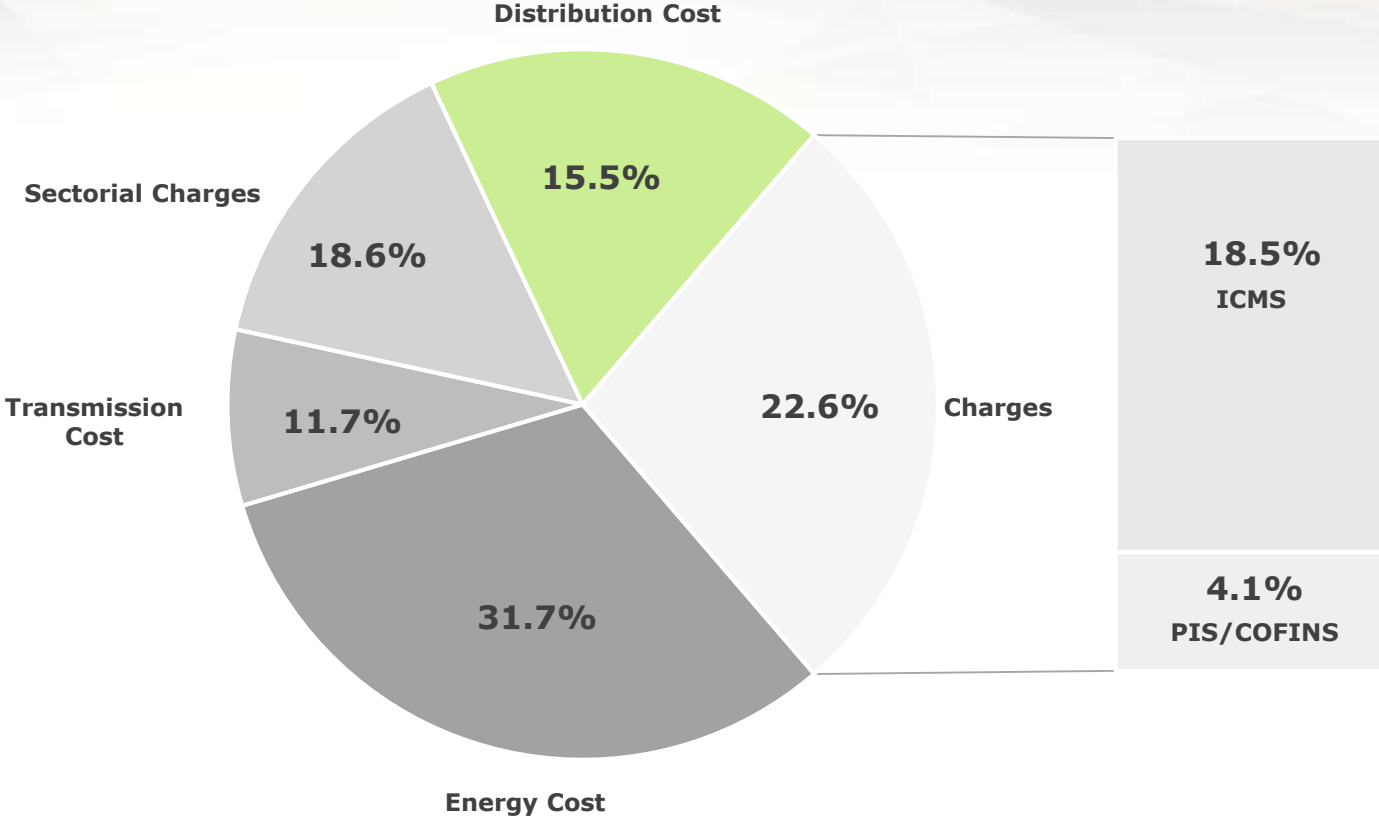
Regulation of the Tariff Process



IGP-M 12 Months



Composition of Revenue with Charges



Consumption Group	Tariff Variation
High Voltage (≥ 2.3 kV)	+27.31%
Low Voltage (< 2.3 kV)	+22.67%
Average Effect HV+LV	+24.37%



Investor Relations

E-mail: ri@edpbr.com.br

Phone: +55 (11) 2185-5907

www.edp.com.br/ri